

NMRA 2010 BACHMANN NEW PRODUCT ANNOUNCEMENTS



EMD GP9 DIESEL LOCOMOTIVE

Standard Pack: 6 - \$89.00 each
SHIPPING OCTOBER 2010

Built by the Electro-Motive Division of General Motors between 1954 and 1963, this entry in the "Geep" series was one of the best-selling diesels ever produced. It was distinguished by a powerful 16-cylinder 1,750-HP 567 engine and available with optional dynamic brakes and winterization hatch. Our DCC-equipped version is produced from all new tooling.

Features include:

- DCC-equipped for speed, direction, and lighting
- dual-mode NMRA-compliant decoder with 8-pin plug
- all-wheel drive
- precision can motor
- dual, precision-balanced flywheels
- super-quiet drive train
- die-cast chassis
- metal cut levers
- finescale handrails
- blackened metal wheels
- directional lighting
- RP25 wheel contours
- E-Z Mate® Mark II couplers



UNION PACIFIC® #173
(w/dynamic brakes)
Item No. 62801

Item No. 62802	PRR #7046 (w/dynamic brakes)
Item No. 62803	SANTA FE #2876 (zebra stripe w/dynamic brakes)
Item No. 62804	CANADIAN NATIONAL #1701 (yellow w/olive green & black w/dynamic brakes)
Item No. 62805	B&O® #6431 Capital Dome (blue & yellow w/dynamic brakes)
Item No. 62806	LOUISVILLE & NASHVILLE #506 (black, cream, & red)



ALCO RS-3 DIESEL LOCOMOTIVE

Standard Pack: 6 - \$99.00 each

SHIPPING NOVEMBER 2010

Introduced in 1950, this all-purpose 1600-HP locomotive had the stamina and strength for freight and passenger service yet was agile enough for yard service work. With its rugged, dependable design, it's no wonder that many of these versatile RS-3 locomotives are still working today on short lines, tourist lines, and hauling freight. Put it to work on your railroad!


Features include:

- DCC-equipped for speed, direction, and lighting
- dual-mode NMRA-compliant decoder with 8-pin plug
- all-wheel drive
- precision can motor
- dual, precision-balanced flywheels
- super-quiet, helical cut gears
- die-cast chassis
- metal cut levers
- finescale handrails
- blackened metal wheels
- directional headlights
- RP25 wheel contours
- E-Z Mate® Mark II couplers



First engineering test shot shown

- | | |
|----------------|---|
| Item No. 64201 | BOSTON & MAINE #1545 (maroon, yellow, & black) |
| Item No. 64202 | D&RGW™ #5200 – EARLY (yellow & black) |
| Item No. 64203 | WESTERN MARYLAND® #198 (speed lettering, black & yellow) |
| Item No. 64204 | SOUTHERN #2137 (black, gray, & Dulux gold) |
| Item No. 64205 | PRR #8604 (black w/yellow lettering) |
| Item No. 64206 | NYC® #8298 (black w/lightning stripe) |



50' SLIDING DOOR BOX CAR

Standard Pack: 12 - \$22.00 each

SHIPPING NOVEMBER 2010



First engineering test shot shown



First engineering test shot shown

- | | |
|----------------|--|
| Item No. 19405 | DELAWARE & HUDSON (I Love New York) |
| Item No. 19408 | UNION PACIFIC® |

- | | |
|----------------|---|
| Item No. 19401 | CENTRAL OF GEORGIA (football scheme) |
| Item No. 19402 | NEW YORK CENTRAL® (jade green) |
| Item No. 19406 | SANTA FE |
| Item No. 19407 | ATLANTIC COAST LINE |



55-TON 2-BAY USRA OUTSIDE BRACED HOPPER with REMOVABLE COAL LOAD

Standard Pack 12 - \$22.00 each

SHIPPING NOVEMBER 2010

- | | |
|----------------|--|
| Item No. 19501 | PRR |
| Item No. 19502 | C&O® |
| Item No. 19503 | B&O® (Capital Dome) |
| Item No. 19504 | WESTERN MARYLAND® (speed lettering) |
| Item No. 19505 | DELAWARE & HUDSON |
| Item No. 19506 | CLINCHFIELD |



First engineering test shot shown




MOTORIZED TURNTABLE (DCC READY)

Standard Pack: 2 - \$140.00 each

Item No. 46299

SHIPPING NOVEMBER 2010

A key component for your rail yard, this motorized turntable has room for up to 15 trains. It includes a spring-loaded direction switch to plug into your choice of power pack (works with both DC and DCC). The table is indexed to each track section for perfect alignment every time. The turntable can also be adapted for use with On30 trains.



Engineering test shot shown



BALDWIN 4-6-0 STEAM LOCOMOTIVE

Standard Pack: 6 - \$150.00 each

SHIPPING NOVEMBER 2010



Adding another axle to the 4-4-0 design gave the Ten-Wheeler extra tractive power to haul heavy loads up mountainous terrain, making it a great all-around train for freight and passenger service. This DCC-equipped 4-6-0 with 63" drivers is ready to make the grade in N scale.

Features include:

- DCC-equipped for speed, direction, and lighting
- dual-mode NMRA-compliant decoder
- precision can motor
- die-cast boiler and chassis
- separate domes and stack
- finescale detailing including bell, whistle, and piping
- gear drive
- Walschaert valve gear
- blackened metal wheels
- high-quality traction tires
- detailed backhead
- N scale RP25 wheel contours
- E-Z Mate® Mark II couplers



First engineering test shot shown

- | | |
|----------------|---|
| Item No. 51451 | PAINTED, UNLETTERED - BLACK |
| Item No. 51452 | PAINTED, UNLETTERED - BLACK with RED WINDOWS and WHITE STRIPES |
| Item No. 51453 | NEW YORK CENTRAL® #1235 |
| Item No. 51454 | UNION PACIFIC® #1590 |
| Item No. 51455 | SOUTHERN #1006 (green with gold stripes) |
| Item No. 51456 | CHICAGO NORTHWESTERN #237 |



EMD GP7 DIESEL LOCOMOTIVE

Standard Pack: 6 - \$99.00 each
SHIPPING NOVEMBER 2010

The first General Purpose locomotive, introduced in 1949, the GP7 had the distinctive design and low-cost maintenance features that made EMD's "Geeps" so popular and helped ensure diesel's dominance of the railroads. Bachmann's model includes advanced features such as an NMRA-compliant DCC decoder, LED lighting, and finescale detailing—all now fitted to N scale.

Features include:

- DCC-equipped for speed, direction, and lighting
- dual-mode NMRA-compliant decoder
- all-wheel drive
- can motor
- super-quiet drive train
- die-cast chassis
- finescale handrails
- blackened metal wheels
- directional lighting
- N scale RP25 wheel contours
- *E-Z Mate*® Mark II couplers



First engineering test shot shown

Item No. 62451	PRR #8542
Item No. 62452	UNION PACIFIC® #116 (with dynamic brakes)
Item No. 62453	CHESSIE #6411
Item No. 62454	B&O® #6414
Item No. 62455	NEW YORK CENTRAL® #5608
Item No. 62456	CLINCHFIELD #908 (gray & yellow with dynamic brakes)



CANADIAN 4-BAY CYLINDRICAL GRAIN HOPPER

Standard Pack: 12 - \$15.00 each
SHIPPING NOVEMBER 2010

A welcome addition to Bachmann's Silver Series® rolling stock, these colorful cars are now available in N scale.

Item No. 19152	SANTA FE
Item No. 19163	CANADIAN NATIONAL
Item No. 19177	CP RAIL
Item No. 19181	CANADA GRAIN
Item No. 19184	GOVERNMENT OF CANADA
Item No. 19189	HERITAGE FUND



First engineering test shot shown



ACCESSORY MAGNET with BRAKEMAN FIGURE

Standard Pack: 24 - \$3.50 each
Item No. 78998
SHIPPING NOVEMBER 2010



HO version shown for illustration purposes.

Large
SCALE

2-4-2 STEAM LOCOMOTIVE

Standard Pack: 1 - \$325.00 each
SHIPPING DECEMBER 2010

Baldwin built the 2-4-2 for domestic use as well as export around the world. The "LYN" model, named after the Lyn River in Britain, was the only American-manufactured locomotive used by the Southern Railway in England. The 2-4-2 returns to Bachmann's Big Haulers™ lineup, ready to be equipped with your choice of DCC decoder.

Features include:

- ready for decoder installation of your choice
- metal gearbox
- metal bearings
- all-metal wheels



LYN – SOUTHERN
(green, yellow, & black)
Item No. 91196

Item No. 91197

PAINTED, UNLETTERED – BLACK

Item No. 91198

PAINTED, UNLETTERED – BLACK with RED WINDOWS and WHITE PINSTRIPES

Item No. 91199

PAINTED, UNLETTERED – GREEN & BLACK with WHITE PINSTRIPES

Large
SCALE

1:20.3 BALDWIN INDUSTRIAL 2-6-0 MOGUL STEAM LOCOMOTIVE with TENDER

Standard Pack: 1 - \$295.00 each
SHIPPING OCTOBER 2010

Modeled after a standard Baldwin steamer, these locomotives were used for a variety of applications throughout the first half of the 20th century. Ideal for indoor and outdoor railroads, the Industrial 2-6-0 Mogul returns to the Big Haulers™ lineup loaded with many finely detailed prototypical features.

Features include:

- updated lead truck
- polarity switch for operation according to NMRA standards or Large Scale model railroading practices
- smoke and speed-synchronized sound
- operating front and rear LED lights
- die-cast locomotive chassis, side rods, and valve guides
- metal handrail, grab iron details, and smoke box supports
- metal wheels
- detailed builder's plate
- all-wheel tender pickup
- precision can motor
- separate piping detail
- detailed cab interior with working firebox door



MIDWEST QUARRY & MINING CO. #3

Item No. 91552



COLORADO MINING CO. #2

Item No. 91554



YELLOW PINE LUMBER CO. #19

Item No. 91556



PAINTED, UNLETTERED -
BLACK with WHITE PINSTRIPES

Item No. 91559



BALDWIN MODERN 4-4-0 LOCOMOTIVE
 Standard Pack: 6 - \$300.00 each
 SHIPPING OCTOBER 2010



Because it was the most widely employed wheel arrangement in this country from the 1880s through the end of the steam era, the 4-4-0 became known as the "American." The original ornate locomotives gave way to Americans with cleaner lines, such as these Baldwin "modern" models. Bachmann has taken the modern 4-4-0 to the next level with features such as an NMRA-compliant 8-pin decoder.

Features include:

- DCC-equipped for speed, direction, and lighting
- dual-mode NMRA-compliant decoder with 8-pin plug
- cog V-belt drive
- die-cast boiler, chassis, and frame
- operating headlight
- finescale metal detail parts including separately applied bell, whistle, domes, and piping
- detailed backhead
- painted engineer and fireman figures
- RP25 metal wheels
- E-Z Mate® Mark II couplers on front and rear



B&O® #1400
 Item No. 80106

- Item No. 80101 PAINTED, UNLETTERED (black w/graphite smoke box, firebox)
- Item No. 80102 LOUISVILLE & NASHVILLE #7
- Item No. 80103 SOUTHERN #3856 (green & gold)
- Item No. 80104 SEABOARD® #108
- Item No. 80105 GREAT NORTHERN #121 (green & black)



BALDWIN MODERN 4-4-0 LOCOMOTIVE
 Standard Pack: 6 - \$445.00 each
 SHIPPING OCTOBER 2010

Because it was the most widely employed wheel arrangement in this country from the 1880s through the end of the steam era, the 4-4-0 became known as the "American." The original ornate locomotives gave way to Americans with cleaner lines, such as these Baldwin "modern" models. Bachmann has taken the modern 4-4-0 to the next level with features such as an NMRA-compliant 8-pin decoder and Soundtraxx® Tsunami® sound technology that lets you enjoy every authentic whistle, bell, chuff, clang, and more in realistic high-quality 16-bit sound.

Features include:

- DCC sound-equipped
- dual-mode NMRA-compliant decoder with 8-pin plug
- cog V-belt drive
- die-cast boiler, chassis, and frame
- operating headlight
- finescale metal detail parts including separately applied bell, whistle, domes, and piping
- detailed backhead
- painted engineer and fireman figures
- RP25 metal wheels
- E-Z Mate® Mark II couplers on front and rear



B&O® #1401
 Item No. 80131

- Item No. 80126 PAINTED, UNLETTERED (black w/graphite smoke box, firebox)
- Item No. 80127 LOUISVILLE & NASHVILLE #144
- Item No. 80128 SOUTHERN #3858 (green & gold)
- Item No. 80129 SEABOARD® #106
- Item No. 80130 GREAT NORTHERN #124 (green & black)



70-TON THREE-TRUCK CLIMAX LOCOMOTIVE

Standard Pack: 6 - \$350.00 each
SHIPPING SEPTEMBER 2010



In 1897, the Climax Manufacturing Company built its first locomotive with three power trucks, which was designated as Class "C." The addition of a third truck allowed the locomotive to go longer distances between water stops and provided greater traction and a more stable engine. This HO version is packed with all the features you would find in larger-scale models.

Features include:

- DCC-equipped for speed, direction, and lighting
- dual-mode NMRA-compliant decoder with 8-pin plug
- die-cast construction
- precision can motor
- all-wheel electrical pickup
- three-gearbox power train for realistic operation
- scale-speed gearing
- detailed cab interior
- LED headlight and backup light
- separately applied stack, domes, and cab
- separate detail parts, including bell, whistle, pop valves, and handrails
- Walschaert valve gear
- prototype-specific pumps
- E-Z Mate® Mark II couplers



First engineering test shot shown

Item No. 82901	PAINTED, UNLETTERED - BLACK
Item No. 82902	PAINTED, UNLETTERED - BLACK with RED WINDOWS and WHITE STRIPES
Item No. 82903	MOORE-KEPPEL & CO. #6
Item No. 82904	CASS SCENIC RR #9
Item No. 82905	CLEAR LAKE LUMBER CO. #12
Item No. 82906	CLIMAX #3 (demonstrator)



70-TON THREE-TRUCK CLIMAX LOCOMOTIVE

Standard Pack: 6 - \$495.00 each
SHIPPING SEPTEMBER 2010



In 1897, the Climax Manufacturing Company built its first locomotive with three power trucks, which was designated as Class "C." The addition of a third truck allowed the locomotive to go longer distances between water stops and provided greater traction and a more stable engine. This HO version is packed with all the features you would find in larger-scale models plus Soundtraxx® Tsunami® sound technology that lets you enjoy every authentic whistle, bell, chuff, clang, and more in realistic high-quality 16-bit sound.

Features include:

- DCC sound-equipped
- dual-mode NMRA-compliant decoder with 8-pin plug
- die-cast construction
- precision can motor
- all-wheel electrical pickup
- three-gearbox power train for realistic operation
- scale-speed gearing
- detailed cab interior
- LED headlight and backup light
- separately applied stack, domes, and cab
- separate detail parts, including bell, whistle, pop valves, and handrails
- Walschaert valve gear
- prototype-specific pumps
- E-Z Mate® Mark II couplers



First engineering test shot shown

Item No. 82926	PAINTED, UNLETTERED - BLACK
Item No. 82927	PAINTED, UNLETTERED - BLACK with RED WINDOWS and WHITE STRIPES
Item No. 82928	MOORE-KEPPEL & CO. #6
Item No. 82929	CASS SCENIC RR #9
Item No. 82930	CLEAR LAKE LUMBER CO. #12
Item No. 82931	CLIMAX #3 (demonstrator)



SINGLE-TRUCK BIRNEY SAFETY STREETCAR

Standard Pack: 6 - \$160.00 each
SHIPPING NOVEMBER 2010



These small, light, steel streetcars were designed for one-man operation, which made them a boon to labor-strapped cities during World War I and economical to operate during the Great Depression. Originally called "Safety Cars" to emphasize that they were safe to ride, even without a conductor, they are better known as "Birneys" after their co-designer, Charles O. Birney. Bachmann is excited to announce the Birney's long-awaited debut in our *Spectrum*® line.

Features include:

- DCC-equipped for speed, direction, and lighting
- designed for aftermarket sound system installation
- dual-mode NMRA-compliant decoder with 8-pin plug
- precision can motor

- finescale gearing for slow-speed operation
- working trolley poles
- all-wheel drive
- detailed painted interior
- LED lighting

Item No. 80201	PHILADELPHIA
Item No. 80202	BALTIMORE
Item No. 80203	SACRAMENTO
Item No. 80204	NEW YORK & QUEENS
Item No. 80205	THIRD AVENUE RAILWAY SYSTEM (NYC)



First engineering test shot shown



CITYSCENES™ BUILDING KITS

SHIPPING SEPTEMBER 2010



The Cityscenes™ line of *Spectrum*® building kits offers a dramatic skyline for your diesel- or steam-era railroad. Two skyscrapers, a hotel, department store, variety store, bank, and bus station are all richly detailed and accurately modeled for amazing realism. Now your railroad can reach to the sky with Bachmann's Cityscenes™.

Item No. 88002	AMBASSADOR HOTEL (Pack 3 - \$99.00)
Item No. 88003	METROPOLITAN BUILDING (Pack 3 - \$99.00)
Item No. 88004	VARIETY STORE (Pack 6 - \$79.00)
Item No. 88005	BUS STATION (Pack 6 - \$69.00)
Item No. 88006	DEPARTMENT STORE (Pack 6 - \$89.00)
Item No. 88007	TRADE TOWER (Pack 3 - \$119.00)
Item No. 88008	SAVINGS & LOAN (Pack 6 - \$79.00)



PETER WITT STREETCAR with LIGHTS

Standard Pack: 6 - \$140.00 each
SHIPPING NOVEMBER 2010



This distinctive streetcar with its innovative exit-only center door is being offered for the first time in N scale and boasts superfine detailing and realistic LED headlights and backup lights.

Features include:

- DCC-equipped for speed, direction, and lighting
- dual-mode NMRA-compliant decoder
- 8-wheel drive

- precision can motor
- LED headlights and backup lights
- hidden drive train and electronics
- photo-etched brass safety screen

Item No. 84651	TORONTO
Item No. 84652	CHICAGO SURFACE LINES
Item No. 84653	BROOKLYN & QUEENS TRANSIT
Item No. 84654	BALTIMORE TRANSIT CO.
Item No. 84655	LOS ANGELES RAILWAY
Item No. 84656	ST. LOUIS RAILWAYS



First engineering test shot shown



GE 70-TON DIESEL LOCOMOTIVE

Standard Pack: 6 - \$115.00 each
SHIPPING OCTOBER 2010



Promoted as “middleweight power with a heavyweight punch,” the GE 70-Ton Diesel was an economical and efficient choice for branchline, short line, and industrial switching duties. For the first time, this champ has all its power packed into an N scale version.

Features include:

- DCC-equipped for speed, direction, and lighting
- dual-mode NMRA-compliant decoder
- 8-wheel drive
- precision can motor
- die-cast chassis
- front and rear metal cut levers
- N scale RP25 wheel contours
- *E-Z Mate*® Mark II couplers



Engineering test shots shown

Item No. 82051	PAINTED, UNLETTERED – BLACK
Item No. 82052	PAINTED, UNLETTERED – RED
Item No. 82053	PAINTED, UNLETTERED – GREEN
Item No. 82054	PAINTED, UNLETTERED – YELLOW & BLACK
Item No. 82055	SOUTHERN PACIFIC™ #5101 (gray & red)
Item No. 82056	LOUISVILLE & NASHVILLE® #98 (black & yellow)
Item No. 82057	BETHLEHEM STEEL (yellow & black)



PORTER 0-4-2 STEAM LOCOMOTIVE

Standard Pack: 6 - \$150.00 each
SHIPPING NOVEMBER 2010



The 0-4-2's larger fuel bunker and trailing truck allowed it to travel longer distances than its “little brother,” the Porter 0-4-0. They were put to work on plantation, logging, and construction roads. Bachmann is pleased to reintroduce this popular narrow gauge locomotive with many new features, including an NMRA-compliant decoder.

Features include:

- DCC-equipped for speed, direction, and lighting
- dual-mode NMRA-compliant decoder
- precision can motor
- operating LED headlight
- die-cast boiler and frame
- completely hidden drive train
- gear drive
- separate metal detail parts, including bell, whistle, and handrail
- separate Porter Company builder's plate
- detailed cab interior
- die-cast finescale drivers
- brass valve guides
- *E-Z Mate*® Mark II couplers



First engineering test shot shown

Item No. 28257	GREENBRIER & BIG RUN LUMBER CO.
Item No. 28259	TIOGA LUMBER CO. #2
Item No. 28260	PAINTED, UNLETTERED – MAROON
Item No. 28261	PAINTED, UNLETTERED – BLACK with MAROON & GOLD
Item No. 28299	PAINTED, UNLETTERED – BLACK



PORTER 0-4-2 STEAM LOCOMOTIVE

Standard Pack: 6 - \$275.00 each
SHIPPING NOVEMBER 2010

The 0-4-2's larger fuel bunker and trailing truck allowed it to travel longer distances than its "little brother," the Porter 0-4-0. They were put to work on plantation, logging, and construction roads. Bachmann is pleased to reintroduce this popular narrow gauge steam locomotive with many new features, including an NMRA-compliant decoder and Soundtraxx® Tsunami® sound technology so you can enjoy every authentic whistle, bell, chuff, and much more in realistic high-quality 16-bit sound.

Features include:

- DCC sound-equipped
- dual-mode NMRA-compliant decoder
- precision can motor
- operating LED headlight
- die-cast boiler and frame
- completely hidden drive train
- gear drive
- separate metal detail parts, including bell, whistle, and handrail
- separate Porter Company builder's plate
- detailed cab interior
- die-cast finescale drivers
- brass valve guides
- *E-Z Mate*® Mark II couplers



First engineering test shot shown

Item No. 28201	PAINTED, UNLETTERED – MAROON
Item No. 28202	PAINTED, UNLETTERED – BLACK with MAROON & GOLD
Item No. 28203	PAINTED, UNLETTERED – BLACK with WHITE PINSTRIPES
Item No. 28204	TIOGA LUMBER CO. #3
Item No. 28205	CLEAR LAKE LUMBER CO. #2



PORTER 0-4-0 STEAM LOCOMOTIVE

Standard Pack: 6 - \$150.00 each
SHIPPING NOVEMBER 2010

With a simple, compact design perfectly suited for sharp curves and rough track, the prototype of this 8-ton "teapot with character" hissed and puffed its way through the light branchlines and industrial railroads of the steam era. Bachmann is pleased to reintroduce this popular narrow gauge locomotive with many new features, including an NMRA-compliant decoder.

Features include:

- DCC-equipped for speed, direction, and lighting
- dual-mode NMRA-compliant decoder
- precision can motor
- constant lighting LED headlight
- operating cab windows
- die-cast boiler and frame
- completely hidden drive train
- gear drive
- separate metal detail parts, including bell, whistle, and handrail
- separate Porter Company builder's plate
- detailed cab interior with coal bunker
- die-cast finescale drivers
- brass valve guides
- *E-Z Mate*® Mark II couplers



First engineering test shot shown

Item No. 28098	PAINTED, UNLETTERED with VERTICAL CAB PANEL
Item No. 28099	PAINTED, UNLETTERED with HORIZONTAL CAB PANEL



PORTER 0-4-0 STEAM LOCOMOTIVE

Standard Pack: 6 - \$275.00 each
SHIPPING NOVEMBER 2010

With a simple, compact design perfectly suited for sharp curves and rough track, the prototype of this 8-ton “teapot with character” hissed and puffed its way through the light branchlines and industrial railroads of the steam era. Bachmann is pleased to reintroduce this popular narrow gauge steam locomotive with many new features, including an NMRA-compliant decoder and Soundtraxx® Tsunami® sound technology that allows you to enjoy every authentic whistle, bell, chuff, and much more in realistic, high-quality, 16-bit sound.

Features include:

- DCC sound-equipped
- dual-mode NMRA-compliant decoder
- precision can motor
- constant lighting LED headlight
- operating cab windows
- die-cast boiler and frame
- completely hidden drive train
- gear drive
- separate metal detail parts, including bell, whistle, and handrail
- separate Porter Company builder’s plate
- detailed cab interior with coal bunker
- die-cast finescale drivers
- brass valve guides
- E-Z Mate® Mark II couplers



First engineering test shot shown

- Item No. 28058 PAINTED, UNLETTERED with VERTICAL CAB PANEL
- Item No. 28059 PAINTED, UNLETTERED with HORIZONTAL CAB PANEL



1:20.3 TWO-TRUCK CLIMAX LOCOMOTIVE (DCC READY)

Standard Pack: 1 - \$1250.00 each
SHIPPING DECEMBER 2010

The Class “B” two-truck locomotive, introduced by Climax in 1893, featured a horizontal boiler with slanted cylinders. The new design was an instant success and quickly became Climax’s most popular model, remaining so throughout the company’s history.

Features include:

- ready for decoder installation of your choice
- choose track or battery power pickup with operation according to NMRA or Large Scale railroading practices; motor power on/off; and DCC or DC operation of cab lights, firebox flicker, and ash pan glow with a center “off” position
- switch behind the smoke box door with center “off” position to choose either DCC or DC operation of the smoke unit
- optical sensors in the locomotive that give you the option of adjusting the timing and count of steam chuffs
- factory-installed speaker, with wire pigtail, in the fuel bunker to allow for easy installation of optional aftermarket sound systems
- realistic firebox flicker and ash pan glow
- precision-balanced can motor
- prototypically correct operating Johnson bar and inside Stephenson valve gear
- constant lighting of the LED headlight and cab light
- choice of three smokestack styles
- choice of coal or oil fuel loads



First engineering test shot shown

- Item No. 85093 CLEAR LAKE LUMBER CO. #6
- Item No. 85094 ELK RIVER COAL & LUMBER CO. #3
- Item No. 85095 CLIMAX #2 (demonstrator)
- Item No. 85096 BAYSIDE LUMBER CO. #3
- Item No. 85097 PAINTED, UNLETTERED – BLACK with WHITE RUNNING BOARD STRIPING
- Item No. 85098 PAINTED, UNLETTERED – BLACK with RED WINDOWS, WHITE PINSTRIPING, & WHITE RUNNING BOARDS



1:20.3 TWO-TRUCK CLIMAX LOCOMOTIVE

Standard Pack: 1 - \$1400.00 each
SHIPPING DECEMBER 2010

The Class "B" two-truck locomotive, introduced by Climax in 1893, featured a horizontal boiler with slanted cylinders. The new design was an instant success and quickly became Climax's most popular model, remaining so throughout the company's history. Bachmann is proud to present this Climax model with Soundtraxx® Tsunami® sound technology that allows you to enjoy every authentic whistle, bell, chuff, and much more in realistic, high-quality, 16-bit sound.

Features include:

- DCC sound-equipped
- dual-mode NMRA-compliant decoder with 8-pin plug
- easy access to four switches in the sand boxes behind the bunker to choose track or battery power pickup with operation according to NMRA or Large Scale railroading practices; motor power on/off; and DCC or DC operation of cab lights, firebox flicker, and ash pan glow with a center "off" position
- switch behind the smoke box door with center "off" position to choose either DCC or DC operation of the smoke unit
- optical sensors in the locomotive that give you the option of adjusting the timing and count of steam chuffs
- factory-installed speaker, with wire pigtail, in the fuel bunker to allow for easy installation of optional aftermarket sound systems
- realistic firebox flicker and ash pan glow
- precision-balanced can motor
- prototypically correct operating Johnson bar and inside Stephenson valve gear
- constant lighting of the LED headlight and cab light
- choice of three smokestack styles
- choice of coal or oil fuel loads



First engineering test shot shown

- | | |
|----------------|---|
| Item No. 86093 | CLEAR LAKE LUMBER CO. #7 |
| Item No. 86094 | ELK RIVER COAL & LUMBER CO. #4 |
| Item No. 86095 | CLIMAX #3 (demonstrator) |
| Item No. 86096 | BAYSIDE LUMBER CO. #4 |
| Item No. 86097 | PAINTED, UNLETTERED – BLACK with WHITE RUNNING BOARD STRIPING |
| Item No. 86098 | PAINTED, UNLETTERED – BLACK with RED WINDOWS, WHITE PINSTRIPING, & WHITE RUNNING BOARDS |



1:20.3 BOX CAR with MURPHY ROOF

Performs best on 8' diameter curves or greater.
Standard Pack: 1 - \$210.00 each
SHIPPING NOW

Expand your Large Scale consist with these box cars now available with an operating door and a Murphy roof design.



COLORADO & SOUTHERN
Item No. 88695



D&RGW™
Item No. 88696



FLORENCE & CRIPPLE CREEK
Item No. 88697



PAINTED, DATA ONLY -
OXIDE RED
Item No. 88698



PAINTED, DATA ONLY -
OXIDE BROWN
Item No. 88699

ITEMS PREVIOUSLY INTRODUCED

HO
SCALE

89' COLORADO RAILCAR FULL-DOME PASSENGER CAR

Performs best on 22" radius curves or greater.
Standard Pack: 4 - \$48.00 each
SHIPPING AUGUST 2010

The largest passenger cars ever built, these special visa-dome passenger cars offer breathtaking views of the Alaskan wilderness.

Item No. 13341 89' McKINLEY EXPLORER "Chena" #1052 (A Car) (lighted interior)
Item No. 13342 89' McKINLEY EXPLORER "Nenana" #1055 (B Car) (lighted interior)



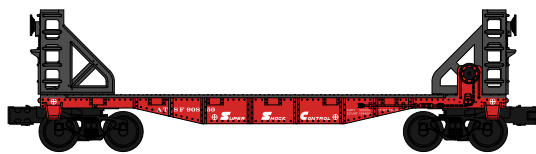
40' FLAT CARS with BULKHEAD ENDS

Standard Pack: 4 - \$39.95
SHIPPING NOVEMBER 2010

Newly designed freight car truck with improved sideframe detail and hidden uncoupling mechanism.

Features include:

- durable ABS plastic shell
- die-cast trucks
- metal wheels
- operating couplers
- prototypical graphics




SANTA FE
Item No. 47501



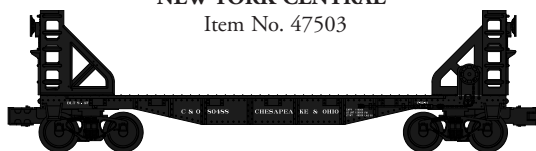
BALTIMORE & OHIO®
Item No. 47502



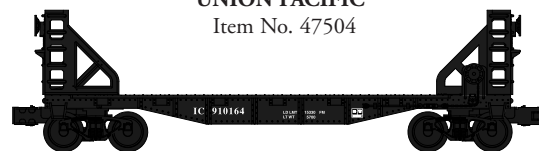
NEW YORK CENTRAL®
Item No. 47503




UNION PACIFIC®
Item No. 47504




CHESAPEAKE & OHIO®
Item No. 47505



ILLINOIS CENTRAL
Item No. 47506



CONRAIL
Item No. 47507



WESTERN MARYLAND®
Item No. 47508

ITEMS PREVIOUSLY INTRODUCED

E-Z COMMAND®

9.5 X 25 X 5MM

E-Z COMMAND® 1 AMP DECODER with WIRE HARNESS

1 per card - \$36.00 each

Item No. 44925

SHIPPING AUGUST 2010

Introduce your locomotives to the digital age with our 1 amp decoders.

Features include:

- dual-mode decoder (automatic analog or DCC operation)
- compatible with NMRA-compliant DCC systems
- control speed, direction and lighting functions (including headlight dimming)
- two- or four-digit addresses
- service mode decoder lock for changing the address on the layout
- ops mode programming
- basic and advanced consisting
- acceleration, deceleration, and start voltage adjustment
- 14, 27, 28, 128 speed steps
- instructions included



9.5 X 25 X 5MM

E-Z COMMAND® 1 AMP DECODER with NMRA 8-PIN PLUG

1 per card - \$40.00 each

Item No. 44926

SHIPPING AUGUST 2010

Introduce your locomotives to the digital age with our 1 amp decoders.

Features include:

- dual-mode decoder (automatic analog or DCC operation)
 - compatible with NMRA-compliant DCC systems
- control speed, direction and lighting functions (including headlight dimming)
 - two- or four-digit addresses
- service mode decoder lock for changing the address on the layout
 - ops mode programming
 - basic and advanced consisting
- acceleration, deceleration, and start voltage adjustment
 - 14, 27, 28, 128 speed steps
 - instructions included

THOMAS & FRIENDS™

HO
SCALE



LIGHTHOUSE with BLINKING LIGHT

Standard Pack: 6 - \$60.00 each

Item No. 45240

SHIPPING NOVEMBER 2010

Artwork shown for illustrative purposes

BILL

(with moving eyes)

Standard Pack: 6 - \$58.00 each

Item No. 58805

SHIPPING AUGUST 2010



BEN

(with moving eyes)

Standard Pack: 6 - \$58.00 each

Item No. 58806

SHIPPING AUGUST 2010

TIDMOUTH SHEDS with MANUALLY OPERATED TURNTABLE

Standard Pack: 2 - \$175.00

Item No. 45236

SHIPPING SEPTEMBER 2010

Now you can give your Thomas & Friends™ HO scale locomotives a place of their own after a full day's work on the Island of Sodor. Five bays and a manually operated turntable keep engines ready for new and exciting adventures!

TIDMOUTH SHEDS EXPANSION PACK

Standard Pack: 6 - \$35.00 each

Item No. 45238

SHIPPING SEPTEMBER 2010

Use this expansion pack to add an engine shed to Tidmouth Sheds.



Large
SCALE

JAMES the RED ENGINE
(with moving eyes; HO model shown)
Standard Pack: 2 - \$300.00 each
Item No. 91403
SHIPPING DECEMBER 2010



COAL WAGON with LOAD
Standard Pack: 4 - \$70.00
Item No. 98003
SHIPPING SEPTEMBER 2010



SODOR FUEL TANK
(HO model shown)
Standard Pack 4 - \$75.00
Item No. 98004
SHIPPING DECEMBER 2010



TIDMOUTH MILK TANK
(HO model shown)
Standard Pack: 4 - \$75.00
Item No. 98005
SHIPPING DECEMBER 2010



CARGO CAR
Standard Pack: 4 - \$70.00
Item No. 98006
SHIPPING DECEMBER 2010



NEW

THOMAS SNOWPLOW
Standard Pack: 6 - \$20.00 each
Item No. 92101
SHIPPING OCTOBER 2010



Bachmann Industries, Inc.
1400 East Erie Avenue
Philadelphia, PA 19124
www.bachmanntrains.com